

Clark County Employees, Microsoft Office 2013 (PC) and Microsoft Office 2011 (Mac) is now available for FREE to all Clark County employees! If you have a Clark County email address (first.lastname@clark.kyschools.us) you can now download 5 (five) FREE licenses (FULL VERSION) to use Office on your personal home computers. This is one of the benefits of our district participating in Microsoft Enrollment of Education Solutions (EES) agreement.

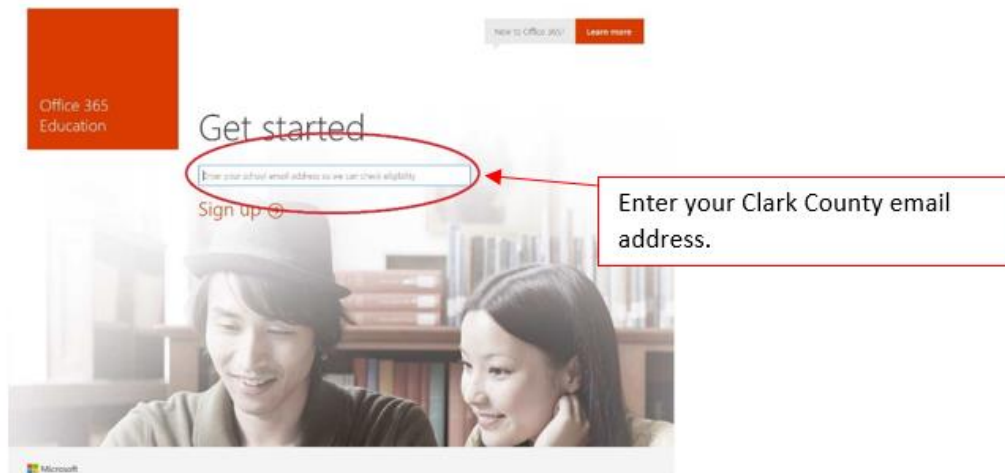
Here are the instructions on how to download your FREE license of Microsoft Office:

1. Click or Copy and Paste on the link below:

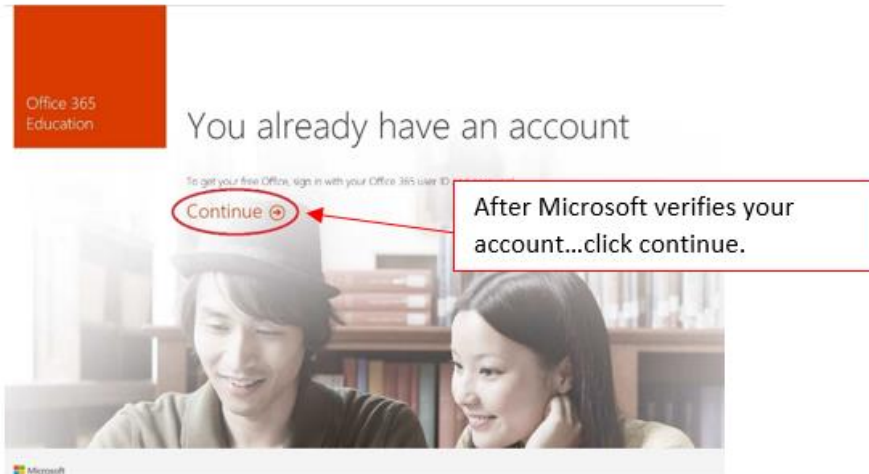
<http://products.office.com/en-us/student/office-in-education?tab=2teachers>



2.



3.



Office 365 Education

You already have an account

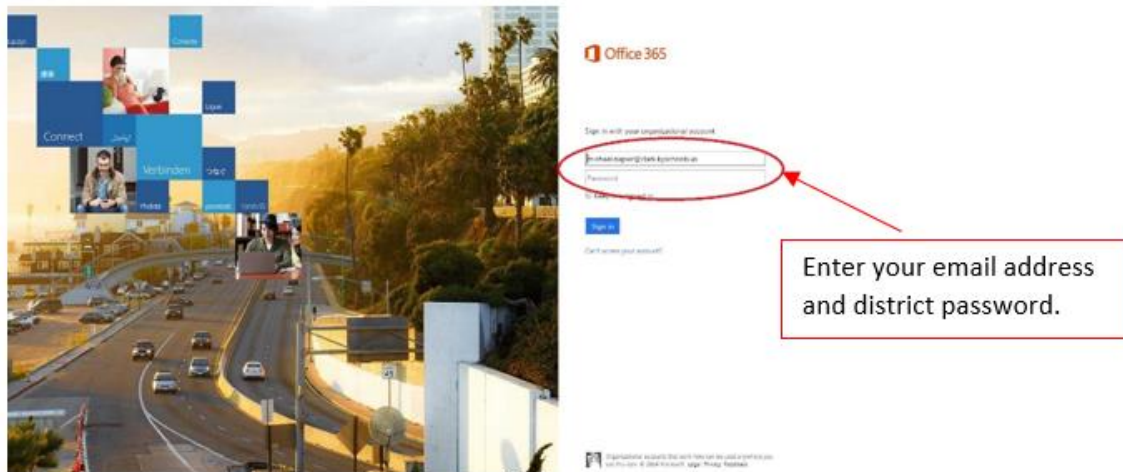
To get your free Office, sign in with your Office 365 user ID

Continue

After Microsoft verifies your account...click continue.

This screenshot shows the Office 365 Education sign-in page. The background features a man and a woman looking at a laptop. The text 'Office 365 Education' is in the top left. The main heading is 'You already have an account'. Below it, a sub-heading says 'To get your free Office, sign in with your Office 365 user ID'. A 'Continue' button is circled in red, with a red arrow pointing to it from a text box that says 'After Microsoft verifies your account...click continue.'

4.



Office 365

Sign in with your organizational account

Personal Account | Work Account | Sign in

Enter your email address and district password.

This screenshot shows the Office 365 sign-in page. The background features a city street scene. The text 'Office 365' is in the top left. The main heading is 'Sign in with your organizational account'. Below it, there are two input fields: 'Personal Account | Work Account | Sign in' and 'Enter your email address and district password.' The second input field is circled in red, with a red arrow pointing to it from a text box that says 'Enter your email address and district password.'

5.



Office 365 Education

No need to sign up

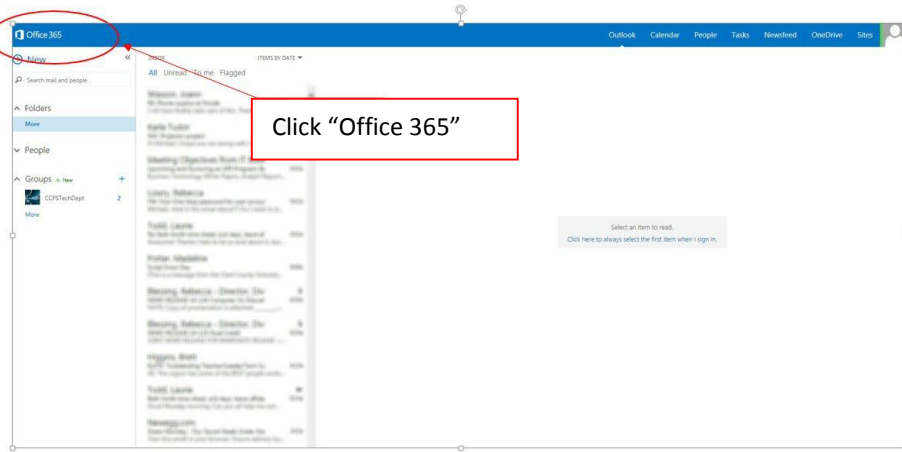
You already have a license for Office 365 Education.

OK, got it

Click "OK, got it"

This screenshot shows the Office 365 Education 'No need to sign up' page. The background features a man and a woman looking at a laptop. The text 'Office 365 Education' is in the top left. The main heading is 'No need to sign up'. Below it, a sub-heading says 'You already have a license for Office 365 Education.' A 'OK, got it' button is circled in red, with a red arrow pointing to it from a text box that says 'Click "OK, got it"'

6.



7.

