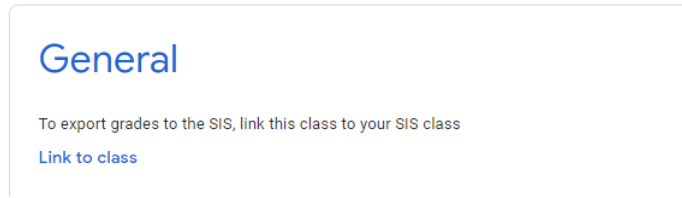
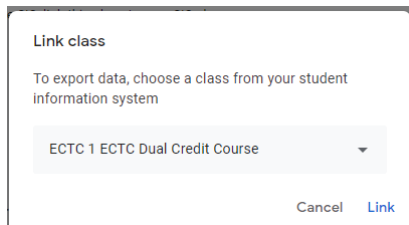




1. Open your Google Classroom
2. In the top right corner, click on the gear symbol to go to Settings
3. Under **General**, click [Link to class](#)



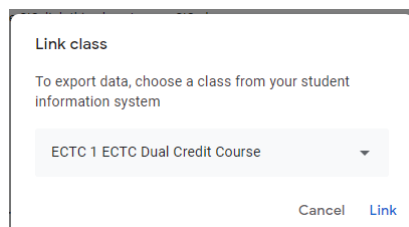
4. A pop-up box appears with a list of the classes assigned to you (this only works for the primary teacher)
5. Select the appropriate class



6. Your class is linked and you will now be able to export grades to this specific class. More instructions to come on how to do the grade export.

Link A New Google Classroom to Infinite Campus

1. From the home screen of Google Classroom, click on the + in the top right corner.
2. Choose **Create class**
3. A pop up box appears in which you select the class in Infinite Campus to which you want to connect this class.
4. Select the appropriate class.



5. Give the class a name for Google Classroom and click Create. Your class is linked and you will now be able to export grades to this specific class. More instructions to come on how to do the grade export.